



December

Sunday	Monday	Tuesday	Wednesday	Thursday	Friday	Saturday
1  Rent Due	2	3	4	5	6 Rent Late add 10%	7
8	9	10	11	12	13	14
15 Association Fees Due	16	17	18	19	20	21
22	23	24 Office Closed Christmas Eve	25 Office Closed Christmas Day	26 HOA Late +\$15	27	28
29	30	31				 Pest Control Days

Annual Inspections

Annual inspections will begin in February and continue through March! Look for official dates in next months newsletter!



Signal View Office

- Property Manager*
Mitzi Elkins
- Accounting Manager*
Janet Myers
- Collections/ Leasing*
Debbie Scott
- Leasing Manager*
Alyssa Erwin
- Leasing Consultant*
Rebecca Kramer
- Maintenance Supervisor*
Chad Deakins
- Maintenance*
Court Rutherford
Dennis Feeney
- Board Members**
- President
Rex Parton
- Vice President
Larson Mick
- Secretary
Dan Bales
- Assistant Secretary
Rick Marcus
- Treasurer
Wayne Tate
- Directors:
Steve Thurman
Roslynn Steinberg
- Office Hours**
Monday -Friday
9:00 A.M-5:30P.M
Saturday
10:00 A.M-4:00 P.M
Phone (423) 870-1176
Fax (423) 870-4443
- Guard House
(423) 875-3594
- After Hours
Emergency Maintenance
(423) 802-5458
- Email:
leasing@signalview.com
Web: www.signalview.com

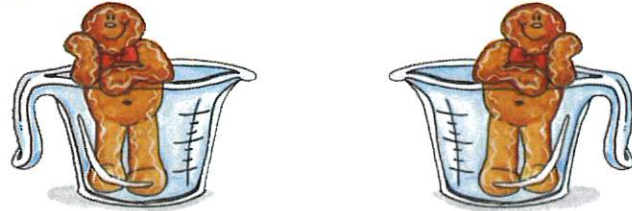
DECEMBER

Signal View wants to wish everyone a happy holiday season, full of many blessings and an abundance of joy. Travel safe.



Recipe Corner: 3 Ingredient Christmas Fudge

- ◆ 1 Bag (12 oz) White Vanilla Baking Chips
- ◆ 1 Container Betty Crocker Rich and Creamy Vanilla Frosting
- ◆ Betty Crocker Green and Red Gel Food Colors



Directions:

1. Line 8" square pan with foil, leaving foil overhanging at 2 opposite sides of pan; spray foil with cooking spray.
2. In large microwavable bowl, microwave white chips uncovered on High 1 minute. Spoon frosting over chips. Microwave on High 30 seconds; stir. If necessary, continue to microwave in 15-second increments until mixture can be stirred smooth.
3. Place 3/4 cup fudge mixture into each of 2 small bowls, leaving remaining untinted fudge mixture in bowl. Tint 1 bowl green and 1 red bowl red by stirring in each food color to desired color.
4. Drop heaping tablespoons of green, red and white fudge mixture in bottom of pan to create random pattern. Pull table knife through layers for marbled design. Refrigerate uncovered until set, about 1 hour
5. Remove from pan by lifting foil; peel foil away. Cut into 8 rows by 8 rows. Store covered in refrigerator.

- ◆ **Hamilton Place Mall**
When: Nov. 9 - Dec. 24
Mon - Sat 10am—9 pm
Pet Nights: Nov. 11 - Dec. 16
(Mondays Only) 6pm - 9pm
- ◆ **Rock City Gardens**
When: Nov. 22 - Jan. 4 (closed
Christmas Eve) 6:00pm - 9:00pm
- ◆ **Chattanooga Zoo**
When: Dec. 13, 14, 20 and 21
5:30pm - 8:00pm



Where: 4950 Swinyar Drive Collegedale, TN 37363 **Christmas Market** **When:** 12/1/19, 12/7/19 and 12/8/19 11:00 AM to 4:00 PM

Celebrate the season! Shop for local gifts including artisan foods, fine arts, crafts and even a visit from Santa Claus! It's all the weekend after Thanksgiving at the new Collegedale Commons under the warmth and protection of Founders'



Christmas Tree Safety Tips

Trees - A real tree can add to the spirit of Christmas, but can also pose as a fire hazard. We do not recommend real Christmas trees.

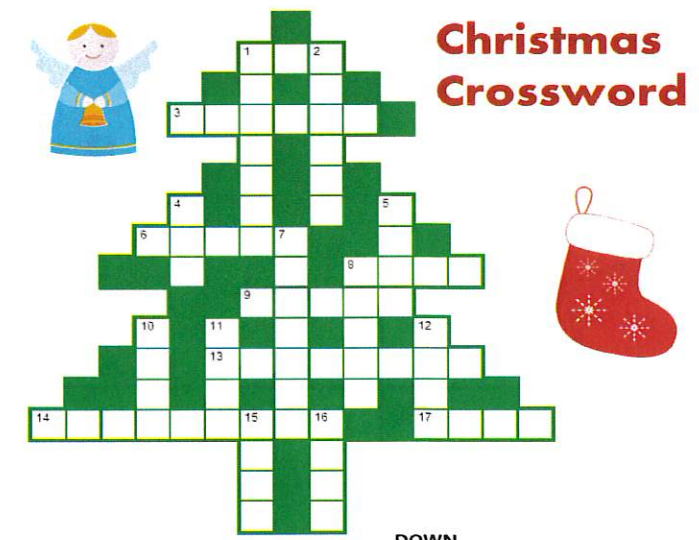
Tree Lights - Only use indoor lights on your indoor trees. Check for broken bulbs, cracked sockets, or frayed wires. Do not use more than three light sets per extension cord.

Ornaments - Always use a proper step stool to reach high places. Avoid placing breakable tree ornaments with children present. Never place lighted candles on a tree or near any flammable material.

Reminder: please do not put your Christmas tree in the regular trash. We will provide an open top container for Christmas trees.

Property Reminders!

- ◆ **Parcel Lockers and Packages:**
During the holidays, please pay close attention to the mailboxes and be sure to pick up any packages you may have from the office or the parcel lockers!
- ◆ **Turning Up the Heat:**
Remember, tuning on the heat for the first time may cause a burning odor. Do not worry, this is just collected dust from over the summer. It should go away within minutes!
- ◆ **Window Wisdom:**
To avoid letting water in during rainy weather or pressure washing, please check that your storm windows are closed!



Christmas Crossword

- ACROSS**
1. Pumpkin or mincemeat
 3. Santa's ride
 6. Celebration
 8. Newborn
 9. Northpole crew
 13. Word of praise
 14. Words on a Christmas card
 17. It's opened on Christmas

- DOWN**
1. Alternative word to 17 across
 2. Christmas drink
 4. Christmas dinner centerpiece
 5. Dec. holiday
 7. Christmas warmer
 8. "Jingle _____"
 10. Christmas tree
 11. O. Henry's "The Gift of the ___"
 12. What carolers do
 15. French Christmas.
 16. Snow glider

